

Product information

A-U1-1

Switching Head A-U1-1

For device UR1

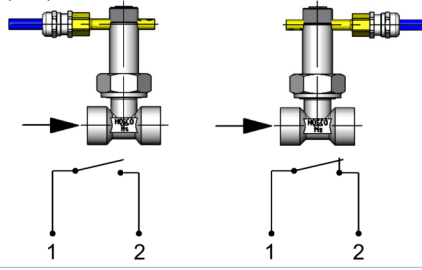


- I M1 Ex ia I Ma
- II 1G Ex ia IIC T4 Ga
- II 1D Ex IIIC T135°C Da

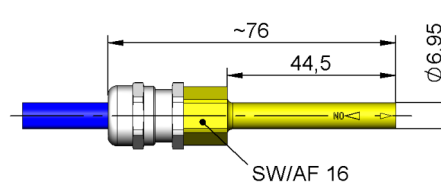
Characteristics

Intrinsically safe switching unit with reed switch and ATEX approval, for the UR1 range of devices, for use in intrinsically safe power circuits.

Technical data

Switch	reed switch
Medium temperature	-20 ... +110 °C
Ambient temperature	-20 ... +50 °C
Weight	0.05 kg additionally
Wiring	normally open (n.o.) or normally closed (n.c.), no. 0.442
	
Switching voltage	max. 30 V
Switching current	max. 1 A
Switching capacity	max. 50 W
Protection class	3
Ingress protection	IP 65
Electrical connection	cable 2.5 m, other cable lengths up to max. 5 m are optionally available

Dimensions



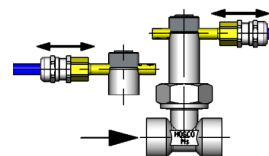
Handling and operation

Note

- For use only in intrinsically safe power circuits - Provide a suitable isolating amplifier.
- Cable lengths max. 5 m.
- It must be ensured that the values given for voltage, current, and power are not exceeded.
- When switched on, a load must be connected in series.
- The electrical details apply to ohmic loads. Capacitive, inductive and lamp loads must be operated using a protective circuit.

Adjustment

Loosen bolt(s), push the switching current tube into the desired position. Retighten the bolt(s). Normally closed (n.c.) or normally opened (n.o.) as per table "Technical data"



Ordering code

The base device is ordered, e.g. UR1-015GMA with switching head A-U1-1.

A-U1 - ^{1.} 1

1.	Device series
1	for UR1