

## Product Information

A-V2

# Switching Head A-V2

For devices VM-

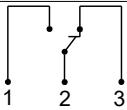
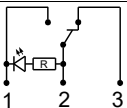


- I M1 Ex ia Ma
- II 1G Ex ia IIC T4 Ga
- II 1D Ex ia IIIC T135°C Da

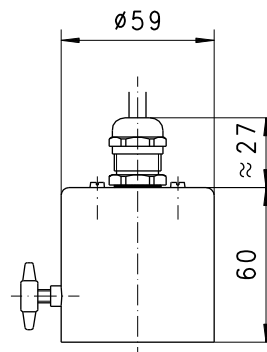
## Characteristics

Intrinsically safe switching head with reed switch and ATEX approval, for the VM range of devices, for use in intrinsically safe power circuits.

## Technical data

<b>Switch</b>	micro switch
<b>Medium temperature</b>	-20...+90 °C
<b>Ambient temperature</b>	-20...+50 °C
<b>Weight</b>	0.5 kg additionally
<b>Without diode</b>	
<b>Wiring</b>	changeover no. 0.213 
<b>Switching voltage</b>	max. 30 V
<b>Switching current</b>	max. 1.5 A
<b>Switching capacity</b>	max. 50 W
<b>Protection class</b>	3 -protective extra low voltage
<b>With diode</b>	
<b>Wiring</b>	changeover with diode No. 0.208 
<b>Switching voltage</b>	max. 15 V, 28 V or 36 V
<b>Switching current</b>	max. 1.5 A
<b>Switching capacity</b>	max. 50 W
<b>Protection class</b>	3 - protective extra low voltage
<b>Ingress protection</b>	IP 65
<b>Electrical connection</b>	cable 2.5 m, other cable lengths optionally available

## Dimensions



## Handling and operation

### Note

- For use only in intrinsically safe power circuits; provide a suitable isolating amplifier.
- Cable lengths max. 5 m.
- It must be ensured that the values given for voltage, current, and power are not exceeded.
- When switched on, a load must be connected in series.
- The electrical details apply to ohmic loads. Capacitive, inductive and lamp loads must be operated using a protective circuit.

## Adjustment

To adjust the switching point, the fixing screw for the switching head must be loosened. The switching head can then be rotated. Turning to the right increases the switching point, and vice-versa. Then retighten the fixing screw.

## Ordering code

The base device is ordered, e.g. VM-015GR020A with switching head e.g. A-V2-1.

A-V2 - ☐ 1.

1.	Wiring - switching voltage
1	wiring no. 0.213 - 30 V
2	wiring no. 0.208 - 15 V
3	wiring no. 0.208 - 28 V
4	wiring no. 0.208 - 36 V

## Use for devices

Switching head	Device type
A-V2	VM-...

